

# Hazard Communication Program

Store Location: \_\_\_\_\_

**Saver Group, Inc**

**Updated: 12/11/24**  
**Expires: 12/11/25**

## **1. Introduction**

The management of Saver Group, Inc is committed to preventing accidents and ensuring the safety and health of our employees. We will comply with all applicable federal and state health and safety rules. Under this program employees are informed of the contents of the OSHA Hazard Communications Standard, the hazardous properties of chemicals with which they work, safe handling procedures and measures to take to protect themselves from these chemicals. These chemicals may be physical or health-related. This written hazard communication plan is available at the following location for review by all employees: employee breakroom or online at [www.savergroup.com/osha](http://www.savergroup.com/osha)

## **2. Identifying Hazardous Chemicals**

A list is attached to this plan that identifies all hazardous chemicals with a potential for employee exposure at this workplace. Detailed information about the physical, health, and other hazards of each chemical is included in a Safety Data Sheet (SDS); the product identifier for each chemical on the list matches and can be easily cross-referenced with the product identifier on its label and on its Safety Data Sheet.

## **3. Identifying Containers of Hazardous Chemicals**

The labeling system to be used by Saver Group, Inc will follow the requirements in the 2012 revision of the OSHA Hazard Communication Standard to be consistent with the United Nations Globally Harmonized System (GHS) of Classification of Labeling of Chemicals. The label on the chemical is intended to convey information about the hazards posed by the chemical through standardized label elements, including symbols, signal words and hazard statements.

All hazardous chemical containers used at this workplace will have:

1. The original manufacturer's label that includes a product identifier, an appropriate signal word, hazard statement(s), pictogram(s), precautionary statement(s) and the name, address, and telephone number of the chemical manufacturer, importer, or other responsible party
2. A label with the appropriate label elements just described
3. Workplace labeling that includes the product identifier and words, pictures, symbols, or combination that provides at least general information regarding the hazards of the chemicals.

The Store Manager and Operation Supervisor will ensure that all containers are appropriately labeled. No container will be released for use until this information is verified. Workplace labels must be legible and in English. Information in other languages is available at: The Corporate Office

Small quantities intended for immediate use may be placed in a container without a label, provided that the individual keeps it in their possession at all times and the product is used up during the work shift or properly disposed of at the end of the work day. However, the container should be marked with its contents.

## **4. Keeping Safety Data Sheets (previously known as Material Safety Data Sheets)**

The manufacturer or importer of a chemical is required by OSHA to develop a Safety Data Sheet (SDS) that contains specific, detailed information about the chemical's hazard using a specified format. The distributor or supplier of the chemical is required to provide this SDS to the purchaser.

SDS's are readily available to all employees during their work shifts. Employees can review SDS for all hazardous chemicals used at this workplace. Paper files are located in                     . Electronic files can be found at [www.savergroup.com/osha](http://www.savergroup.com/osha)

The SDS's are updated and managed by the Store Manager and Operations Supervisor. If a SDS is not immediately available for a hazardous chemical, employees can obtain the required information by contacting their Store Manager or HR at 270-465-8675.

## **5. Training Employees about Chemical Hazards**

Before they start their jobs or are exposed to new hazardous chemicals, employees must attend a hazard communication training that covers the following topics:

- An overview of the requirements in OSHA's Hazard Communication Standard.
- Hazardous chemicals present in their workplace.
- Any operations in their work area where hazardous chemicals are used.
- The location of the written hazard communication plan and where it may be reviewed.
- How to understand and use the information on labels and in Safety Data Sheets.
- Physical and health hazards of the chemicals in their work areas.
- Methods used to detect the presence or release of hazardous chemicals in the work area.
- Steps we have taken to prevent or reduce exposure to these chemicals.
- How employees can protect themselves from exposure to these hazardous chemicals through use of engineering controls/work practices and personal protective equipment.
- An explanation of any special labeling present in the workplace.
  - What are pictograms?
  - What are the signal words?
  - What are the hazard statements?
  - What are the precautionary statements?
- Emergency procedures to follow if an employee is exposed to these chemicals.

The Store Manager is responsible to ensure that employees receive this training. After attending the training, employees will sign a form verifying that they understand the above topics and how the topics are related to our hazard communication plan.

Prior to introducing a new chemical hazard into any department, each employee in that department will be given information and training as outlined above for the new chemical hazard.

## **6. Informing Employees who do Special Tasks**

Before employees perform special (non-routine) tasks that may expose them to hazardous chemicals, their supervisors will inform them about the chemicals' hazards. Their supervisors also will inform them about how to control exposure and what to do in an emergency. The employer will evaluate the hazards of these tasks and provide appropriate controls including Personal Protective Equipment all additional training as required.










## **7. Informing contractors and other employers about our hazardous chemicals**

If employees of other employer(s) may be exposed to hazardous chemicals at our workplace (for example, employees of a construction contractor working on-site) It is the responsibility of the Store Manager to provide contractors and their employees with the following information:

- The identity of the chemicals, how to review our Safety Data Sheets, and an explanation of the container labeling system.
- Safe work practices to prevent exposure.

The Store Manager will also obtain a Safety Data Sheet for any hazardous chemical a contractor brings into the workplace.

## HCS Pictograms and Hazards

 <ul style="list-style-type: none"> <li>▪ Carcinogen</li> <li>▪ Mutagenicity</li> <li>▪ Reproductive Toxicity</li> <li>▪ Respiratory Sensitizer</li> <li>▪ Target Organ Toxicity</li> <li>▪ Aspiration Toxicity</li> </ul>	 <ul style="list-style-type: none"> <li>▪ Flammables</li> <li>▪ Pyrophorics</li> <li>▪ Self-Heating</li> <li>▪ Emits Flammable Gas</li> <li>▪ Self-Reactives</li> <li>▪ Organic Peroxides</li> </ul>	 <ul style="list-style-type: none"> <li>▪ Irritant (skin and eye)</li> <li>▪ Skin Sensitizer</li> <li>▪ Acute Toxicity</li> <li>▪ Narcotic Effects</li> <li>▪ Respiratory Tract Irritant</li> <li>▪ Hazardous to Ozone Layer (Non-Mandatory)</li> </ul>
<p style="text-align: center;"><b>Gas Cylinder</b></p>  <ul style="list-style-type: none"> <li>▪ Gases Under Pressure</li> </ul>	<p style="text-align: center;"><b>Corrosion</b></p>  <ul style="list-style-type: none"> <li>▪ Skin Corrosion/Burns</li> <li>▪ Eye Damage</li> <li>▪ Corrosive to Metals</li> </ul>	<p style="text-align: center;"><b>Exploding Bomb</b></p>  <ul style="list-style-type: none"> <li>▪ Explosives</li> <li>▪ Self-Reactives</li> <li>▪ Organic Peroxides</li> </ul>
<p style="text-align: center;"><b>Flame Over Circle</b></p>  <ul style="list-style-type: none"> <li>▪ Oxidizers</li> </ul>	<p style="text-align: center;"><b>Environment (Non-Mandatory)</b></p>  <ul style="list-style-type: none"> <li>▪ Aquatic Toxicity</li> </ul>	<p style="text-align: center;"><b>Skull and Crossbones</b></p>  <ul style="list-style-type: none"> <li>▪ Acute Toxicity (Fatal or Toxic)</li> </ul>

## Approved Chemicals

**\*\*Corrosive Chemicals should only be used in the meat department, where there is an eyewash station. Some chemicals come to us as corrosive, but are not corrosive once they are diluted. These chemicals should only be mixed in the meat department. Wear PPE when changing the product.**

Betco 795 Advanced Alcohol Foaming Hand Sanitizer	Hot Shot Roach & Ant	Lysol Disinfecting Wipes
Betco Easy Task	Kay Block Whitener <b>**Corrosive**</b>	Lysol Multi Purpose Cleaner w/ Hydrogen Peroxide
BETCO Deep Blue	Kay Delimer	Lysol Power Foam Bathroom Cleaner - Soap Scum Shine
<b>**Betco 751 Foaming Antibacterial Foaming Skin Cleaner **Corrosive**</b>	Kay Drain Treatment	Marketguard 75 (Pot & Pan Cleaner)
Betco Glare	Kay Foaming Hand Sanitizer	Marketguard 121 EcoLab (Retail Chlorinated Cleaner)- <b>**Corrosive as purchased, not when diluted**</b>
Boardwalk Dust Mop Treatment	Kay Food Grade Lubricant	Mr. Clean Magic Eraser - Kitchen Scrubber
Clorox Cleaner + Bleach	Kay Hawk Degreaser – <b>**Corrosive as purchased, not when diluted</b>	Novel Wash Bleach - <b>**Corrosive**</b>
Clorox Clean-up Cleaner + Bleach - Original	Kay Pot and Pan Detergent	Pine-Sol Multi-Surface Cleaner - Original
Clorox Disinfecting Wipes	Kayquat II <b>**Corrosive as purchased, not when diluted</b>	Progressive Products - Disinfecting Wipes
Clorox Disinfecting Wipes - Citrus Blend	Kay Super Concentrate Glass and Multisurface Cleaner	Raid Ant & Roach Killer
Consume	Lysol All Purpose Cleaner - All Scents	Retail Chlorinated Cleaner - <b>**Corrosive as purchases, not when diluted</b>
Fabuloso	Lysol Clean & Fresh	Retail Multi Surface and Glass Cleaner with Peroxide
Formula 409 Multi Surface Cleaner	Lysol Clean & Fresh Multi-Surface Cleaner - Sparkling Lemon & Sunflower Essence	Roundup Max Control 365 (Ready to Use)
Gain Flings - Original	Lysol Disinfectant Bathroom Cleaning Foam - Aerosol	Scotch-Brite Never Scratch Soap Pads
Glade Aerosol (Hawaiian Breeze)	Lysol Disinfectant Spray	Spartan Damp Mop
Glade Aerosol (Super Fresh)	Lysol Disinfectant Toilet Bowl Cleaner <b>**Corrosive**</b>	
Heavy Duty Scrub Sponges		
Hot Shot Flying Insect		

Swiffer Wet Jet

Tide Pods - Original

2x Ultra Tide

2x Ultra Gain Original HE

Windex Glass Cleaner with  
Ammonia

Windex Glass Cleaner and  
Multi-Surface